



## SANITARY WARE SPECIFICATION SHEET

*\* All information of the above is for the reference only. No prior notice is made if any changes.*

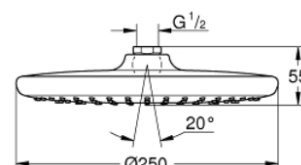
PROJECT		REF		REV	ITEM CODE	
LOCATION		DATE			PAGE	

## SANITARY WARE SPECIFICATION SHEET

26666000

### "Tempesta 250" Head shower 1 spray

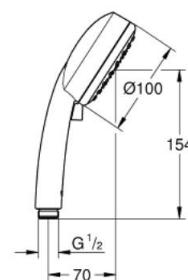
- Rain
- Ø 250 mm
- head shower with white rear cover
- ball joint with turning angle  $\pm 10^\circ$
- connection thread 1/2"
- **GROHE EcoJoy** 9.5 l/min flow limiter
- **GROHE DreamSpray** perfect spray pattern
- **GROHE StarLight** chrome finish
- **SpeedClean** anti-limescale system
- **Inner WaterGuide** for a longer life
- **suitable for instantaneous heater**
- min. recommended pressure 1.0 bar
- professional edition



27571001

### "Tempesta Cosmopolitan 100" Hand shower 2 sprays

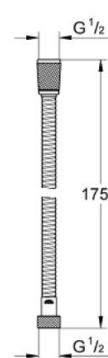
- Rain, Jet
- **GROHE DreamSpray** perfect spray pattern
- **GROHE StarLight** chrome finish
- **SpeedClean** anti-limescale system
- **Inner WaterGuide** for a longer life
- Universal Mounting System. Fits all standard shower hoses



28410000

### "Rotaflex" Shower hose

- 1750 mm
- 1/2" x 1/2"
- Rotation cone for **Twistfree** function
- **GROHE StarLight** chrome finish





PROJECT		REF		REV	ITEM CODE	
LOCATION		DATE			PAGE	

## SANITARY WARE SPECIFICATION SHEET



### GROHE EcoJoy with water-saving function for reduced consumption

GROHE EcoJoy reduces water consumption by up to 50% without compromising on performance. Whenever you turn on your tap, you will enjoy a full jet of water while saving money nonetheless.



### Constant water temperature thanks to reliable GROHE TurboStat technology

Our precise control technology ensures an instant water flow at the desired temperature and keeps it constant irrespective of any fluctuations in water pressure or supply.



### GROHE SafeStop (Plus) – double scalding protection at 38°C and (optional) 43°C

Great for homes with children, this safety feature is set at 38°C, preventing you from turning up the water temperature too high. If desired, higher temperatures can be selected by pushing the button. Optional for extra safety: the easy-to-fit GROHE SafeStop Plus limiter ensures that the temperature does not exceed 43°C.



### GROHE DreamSpray for luxurious showering

The GROHE DreamSpray technology turns your daily shower into a luxuriously relaxing experience. The advanced engineering of the shower head ensures a balanced flow of water from all nozzles, whatever spray pattern you choose.



### Easy to clean thanks to the GROHE StarLight chrome coating

Just wipe the tap down with a dry cloth – the ultra smooth surface finish is scratch resistant and ensures a lasting luminous sheen. You'll save plenty of time cleaning while your tap always looks shiny and new.



### SpeedClean: easy cleaning thanks to silicone nozzle

Indeed, the name says it all: with the SpeedClean technology, you'll have limescale removed from the spout in the blink of an eye thanks to a nozzle made of silicone. A quick wipe with your fingers is all it takes to remove any limescale deposits, saving you a lot of time and effort!



### Coating protected by Inner WaterGuide

A strong insulation of the water guide inside the shower prevents its surface from heating up, so it will never be too hot for you to touch. At the same time, this serves to protect the finish of your GROHE shower, further enhancing its great durability.



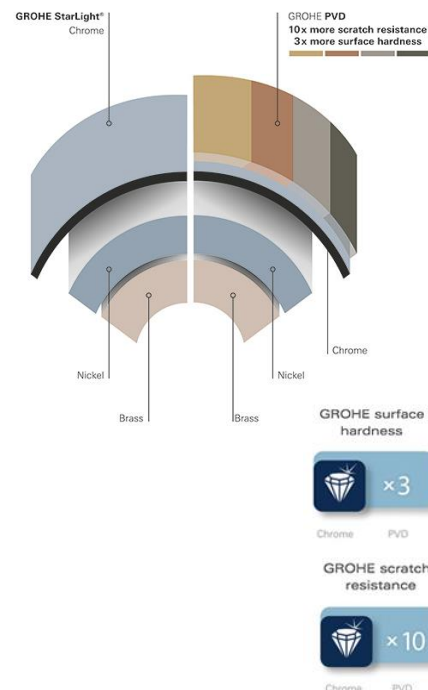
### TwistFree – prevents your shower hose from twisting

TwistFree shower hoses are inspired by everyday experience: ever had to struggle with a twisted shower hose? TwistFree keeps your shower hose flexible and in shape, saving you that trouble.



### GROHE EasyReach tray – always keep shower gel and shampoo handy

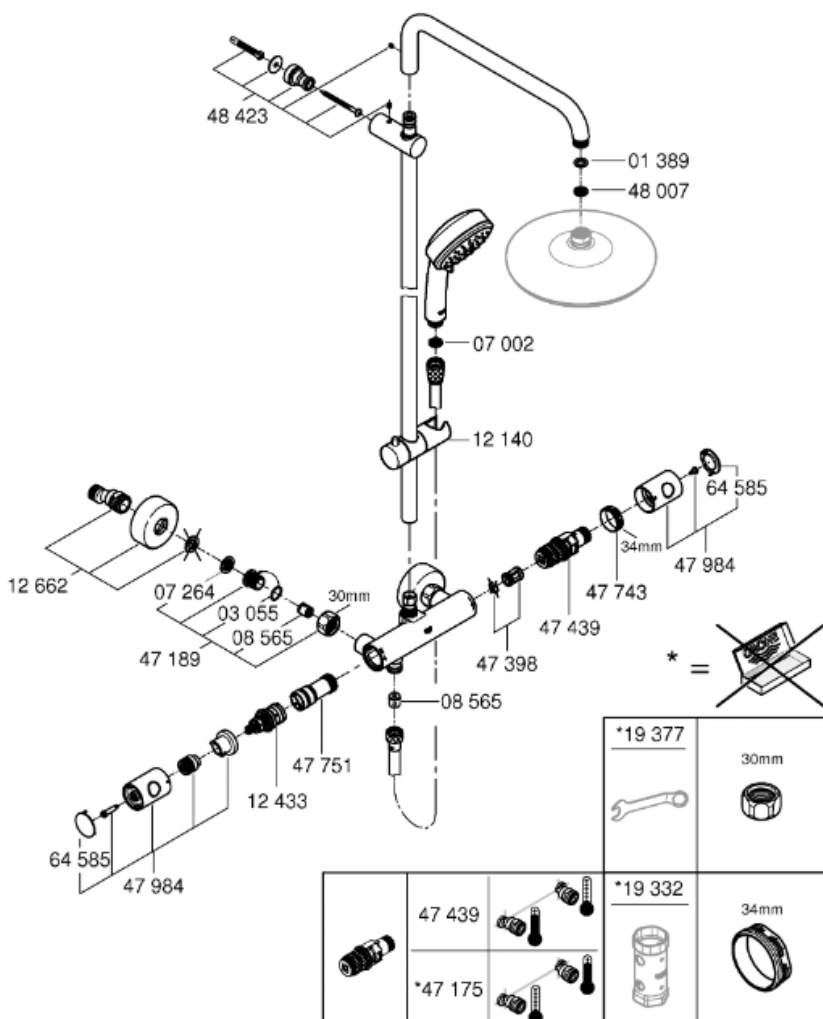

Always keep your shower gel and shampoo handy with the GROHE EasyReach tray. The flat tray surface is designed to match your tap for a great look and quick easy cleaning.





PROJECT		REF		REV	ITEM CODE	
LOCATION		DATE			PAGE	

## SANITARY WARE SPECIFICATION SHEET



### SPARE PARTS

- 1: Metal handle 1/2" (Order-nr. 47984000)
- 1.1: Cover Cap (Order-nr. 6458500M)
- 2: retaining ring (Order-nr. 47743000)
- 3: Thermostatic compact cartridge 1/2" (Order-nr. 47439000)
- 4: Sound absorber (Order-nr. 47398000)
- 5: Water flow (Order-nr. 47751000)
- 6: Aquadimmer (Order-nr. 12433000)
- 7: Non-return valve (Order-nr. 47189000)
- 7.1: Filter (Order-nr. 0726400M)
- 7.2: Non-return valve (Order-nr. 08565000)
- 7.3: O-Ring Ø17 x Ø2 (Order-nr. 0305500M)
- 8: S-union (Order-nr. 12662000)
- 9: Non-return valve (Order-nr. 08565000)
- 10: Sliding piece (Order-nr. 12140000)
- 11: Strainer (Order-nr. 0700200M)
- 12: Outlet shower holder (Order-nr. 48423000)
- 13: Fibre seal dia. Ø 18,5 x Ø 12 x 2 (Order-nr. 0138900M)
- 14: Strainer (Order-nr. 48007000)
- 15: Socket Spanner (Order-nr. 19332000)\*
- 16: GROHE TurboStat cartridge 1/2" (Order-nr. 47175000)\*
- 17: Special Spanner (Order-nr. 19377000)\*
- 18: Shower system pipe for retrofitting (Order-nr. 48053000)\*
- 19: Shower system pipe for retrofitting (Order-nr. 48054000)\*

\* Optional accessories

註冊號碼 (Registration No.): SB 22-0040




自願參與用水效益標籤計劃 - 沐浴花灑  
Voluntary Water Efficiency Labelling Scheme - Showers for Bathing



茲證明  
This is to certify that

將下列花灑在本計劃內註冊：  
has registered the following shower under this scheme:

牌子 / Brand	:	Grohe
型號 / Model	:	26666XXX + 405390040
原產地 / Country or Region Origin	:	Germany (Shower and Flow Controller)
XXX -denotes colour variants		

在用水效益標籤上展示的標誌 <i>Symbolic Presentation on the Water Efficiency Label</i>	:	 滴水點 <i>Water droplet(s)</i>
用水效益級別 <i>Water Efficiency Grade</i>	:	1
耗水量 <i>Water Consumption</i>	:	6.4 公升/分鐘 <i>litres/minute</i>

簽發日期: 15 July 2022  
Date of Issue:

 水務署  
Water Supplies Department



水務署署長(林麗恒代行)  
for Director of Water Supplies



水務署  
Water Supplies Department

總部 Headquarters

告士打道七號入境事務大樓 48 樓

ation Tower, 7 Gloucester Road, Wan Chai, Hong Kong



本署  
Our ref.  
來函檔號  
Your ref.

321/2020 T/J(1605/2020)

電話  
Tel.  
傳真  
Fax.

2824 0578


26 January 2021



**Approval of "GROHE" Thermostatic Mixer  
(General Acceptance No. C20210073)**

Your letter ref. WRC/2410 dated 7 December 2020 refers.

Having considered the test report ref. J25908 issued on 27 November 2020 by Nutek Systems (HK) Ltd., this Authority accepts that the fitting described below complies with, and its use when correctly installed does not contravene, the Waterworks Ordinance and Regulations.

**Name of Manufacturer:** Grohe AG  
**Country of Origin:** Portugal  
**Brand:** Grohe  
**Details of Fitting:** 1/2" Wall mounted thermostatic shower mixer  
**Model:** 26670XXX  
(where the digits "XXX" denote the code of colour)  
**Body Markings:** **GROHE**  
  
**Expiry Date:** 5 October 2025



This Authority hereby permits the use of the above fitting in fresh water plumbing systems subject to full adherence to Waterworks installation requirements. In particular, you are required to draw your customers' attention to the following requirement-

"The cold water supply to the fitting shall be drawn from the same source that supplies the hot water apparatus so as to provide a balanced pressure and to obviate the risk of scalding in the event of a restriction or failure in the water supply." AND

"The shower head or handspray should not be placed in submerged conditions and should be securely fixed to the original position after use."

A condition of this acceptance is that the fitting to be installed shall be replicas of the sample as certified by the testing agent mentioned above and without modifications. This acceptance may be withdrawn at any time if the standard of the fitting installed fails to meet that of the approved sample or if the fitting is found to be unsuitable for use in fresh water plumbing systems.

This acceptance is only applicable to the main body of the fitting, unless otherwise specified.

For the use of the fitting in any project, the General Acceptance Number of this letter must be quoted as a means of identification of acceptance of the fitting by this Authority.

Should you have any enquiries, please contact our Engineer Mr. Terry KUNG at tel. no. 3583 4086.

Yours faithfully,



(CHAN Chung-kun)

for Director of Water Supplies

Encl.

c.c.     WSD 3321/1/82    ] - without catalogue  
           ME/MC            ] - with soft copy only